

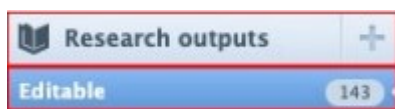
2. Check and Manage Research Outputs

- [2.1. Editable vs. all Research Outputs](#)
- [2.2. Global Search](#)
- [2.3. Search Within Research Outputs](#)
- [2.4. Filter Within Research Outputs](#)
- [2.5. Sort by Within Research Outputs](#)
- [2.6. View Types Within Research Outputs](#)
- [2.7. Export a List of Research Outputs](#)

2.1. Editable vs. all Research Outputs

As an editor, you have the access to the research outputs of your teaching hospital.




The **Editable** category in research outputs includes only those research outputs where the teaching hospital (of the editor) the **managing organizational** unit is:



In the Editable category of Research outputs, you will find validated Research outputs as well. Please **don't make any changes to validated records**. If you need modifications (e.g. because of incorrect data), you can write a **comment** on the record (under the *History and comments* tab) or **contact Research Management at pure@pmu.ac.at**. If you make any modifications to a record after the validation process, the Research Management will not take responsibility for the correctness of the data.

You have two options to reach **every research output of your teaching hospital**:

1. option:

1. Go on Editor in the header and select *Research outputs*.
2. Remove the *My content* filter. 
3. Click on the *Add filter* icon. 
4. Select *Organisations* and fill in the name your teaching hospital.
5. Add a name to the new filter (e.g. all publications).
6. Click on the pin icon  to save the filter.

The screenshot shows the 'Pure' interface for Paracelsus Medical Private University. The top navigation bar includes 'Editor', 'Master data', 'Reporting', and 'Dashboard'. On the left, a sidebar menu has 'Research outputs' highlighted with a red box. The main content area, also outlined in red, shows a search bar for research output, a filter for 'Organisations', and a list of 'Selected organisations' including 'Berufsgenossische Unfallklinik Murnau' and 'Selected and all underlying organisations'.

Now you can view, filter and download all research outputs of your teaching hospitals.

This screenshot shows a close-up of the 'Research outputs' filter menu. The menu items are: 'Research outputs' (115), 'Editable' (115), 'My research output' (0), 'Organisations with import candidates' (0), 'Persons with import candidates' (0), 'Research outputs with electronic versions' (115), and 'all publications' (165). The 'all publications' item is highlighted with a red box.

2. option:

1. Go on *Master data* in the header and select *Organisational units*.
2. Select your teaching hospital and click on the name of it.
3. Go on *Relations* tab.
4. Select *Research outputs*.

Editor | Master data | Reporting | Dashboard

Master data overview

Organisational units +

Search for organisational units...

My content

1 result

Berufsgenossische Unfallklinik Murnau
Teaching Hospitals Salzburg
Organisational unit: Teaching hospital

ID: 38227859

Berufsgenossische Unfallklinik Murnau
Organisational unit: Teaching hospital

EDIT

Metadata

Translation

Persons

OVERVIEW

Relations

Fingerprints

Display

HISTORY AND COMMENTS

History and comments

Overview

165 results

Display: Short format

Sort by: ↑ Author last name

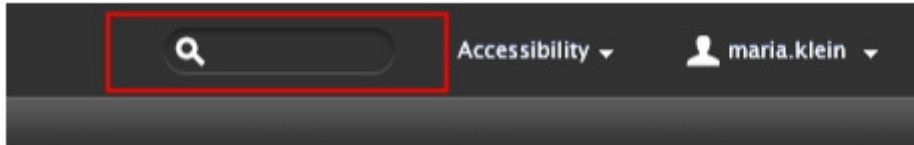
Effects of the SARS-CoV-2 pandemic on residency training in orthopedics and traumatology in Germany : A nationwide survey.
Adl Amini, D., Herbolzheimer, M., Lutz, P. M., Lacheta, L., Oezel, L., Haffer, H., Schömig, F., Schreiner, A., Limmer, J. & Muellner, M., 2022, In: ORTHOPADIE. 51, 10, p. 844-852
Research output: Contribution to journal › Original Article (Journal) › peer-review

Increase of weight-bearing capacity of patients with lesions of the TFCC using a wrist brace.
Asmus, A., Salloum, M., Medeiros, W., Millrose, M. (Co-author), Obladen, A., Goelz, L., Diehl, J., Eisenschenk, A., Ekkernkamp, A. & Kim, S., 2022, In: JOURNAL OF HAND THERAPY. 35, 4, p. 575-580
Research output: Contribution to journal › Original Article (Journal) › peer-review

Stability and predictors of somatic symptoms in men and women over 10 years: A real-world perspective from the prospective MONICA/KORA study.
Atasoy, S., Henningsen, P., Sattel, H., Baumert, J., Rückert-Eheberg, I.-M., Kraus, U., Peters, A., Ladwig, K.-H. & Hausteiner-Wiehle, C., 2022, In: JOURNAL OF PSYCHOSOMATIC RESEARCH. 162, p. 111022
Research output: Contribution to journal › Original Article (Journal) › peer-review

2.2. Global Search

This searches through **metadata** of all records and content types available in PURE:



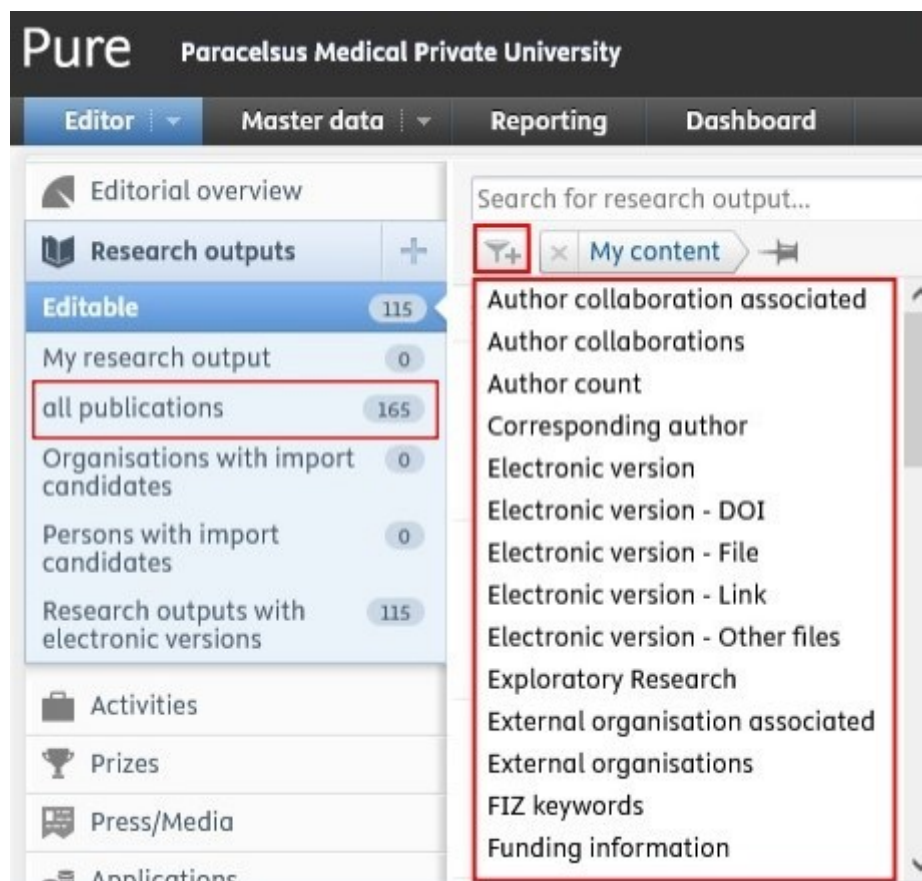
2.3. Search Within Research Outputs

Click on research outputs on the left navigation to open the content list view with search functionality:


The screenshot displays the 'Pure' interface for Paracelsus Medical Private University. The top navigation bar includes 'Editor', 'Master data', 'Reporting', and 'Dashboard'. On the left, a navigation menu shows 'Research outputs' selected, with a count of 165. The main content area shows a search for 'somatic' with 3 results. The first result is 'Gender specific somatic symptom burden and mortality risk in the general population' by Atasoy, S., Hausteiner-Wiehle, C., Sattel, H., Johar, H., Roenneberg, C., Peters, A., Ladwig, K.-H. & Henningsen, P., 2022, in Scientific reports, 12, 1. The second result is 'Migraine in the context of chronic primary pain, chronic overlapping pain disorders, and functional somatic disorders: A narrative review' by Henningsen, P., Hausteiner-Wiehle, C. & Häuser, W., 2022, in HEADACHE, 62, 10, p. 127-1280. The search term 'somatic' is highlighted in red in the search bar.

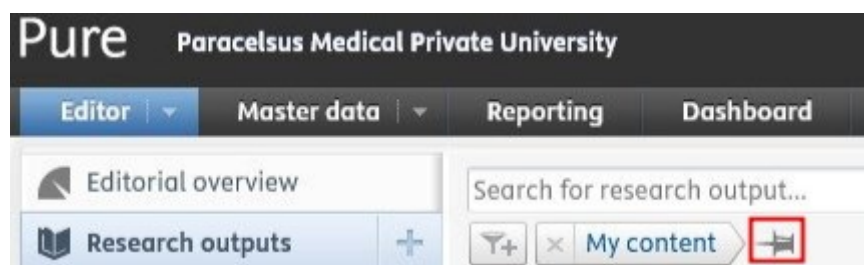
2.4. Filter Within Research Outputs

After choosing *Research outputs*, navigate, for example to the category 'all publications ', click on the *Add filter* icon and select from the available **filter options** (e.g. 'Author collaborations'):



You can add multiple filters if you need to.

If you wish to use specific filters regularly, you can click on the **pin icon**  to save the filter. By doing so, you can save time and easily filter content you need:



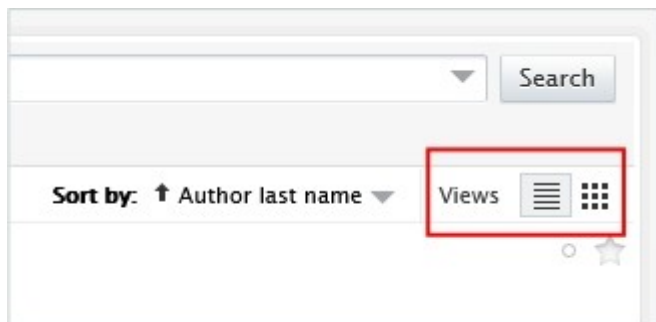
2.5. Sort by Within Research Outputs

After obtaining a list of records within Research outputs, there is the possibility to **sort the records** by several options (e.g. title, type, etc.):



2.6. View Types Within Research Outputs

You can choose from the list **view** or the matrix view to visualise your data:



2.7. Export a List of Research Outputs

On the bottom of the page, you can select your preferred file type for export:

